



Part 1: Report and Be Vested at **10:15 am, 15 minutes** before Mass.

- Yes, **10:15**. At 10:15, you may still ask a **question**. After that is too late for questions.
- There are two jobs at a Funeral Mass: **Cross** and **Holy Water/Incense** (HWI).

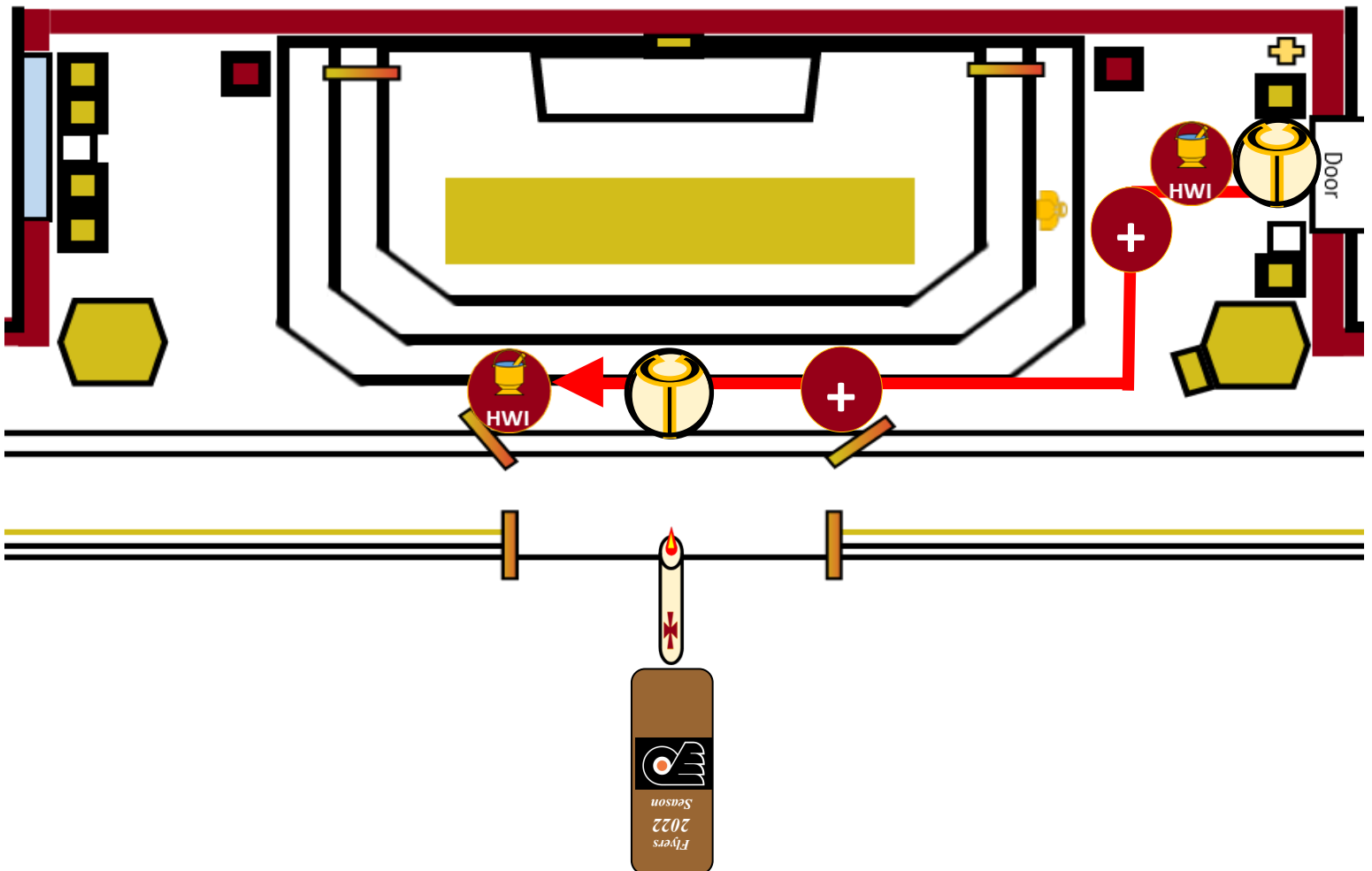
Part 2: The Procession IN

--To let the people know we're starting, a server rings the sacristy door bell.

--**Cross** and **Holy Water** (HWI) lead the procession in from the sacristy.
Cross stops and lets Holy Water (HWI) **and the priest get by.**

--Go to the front of the altar.

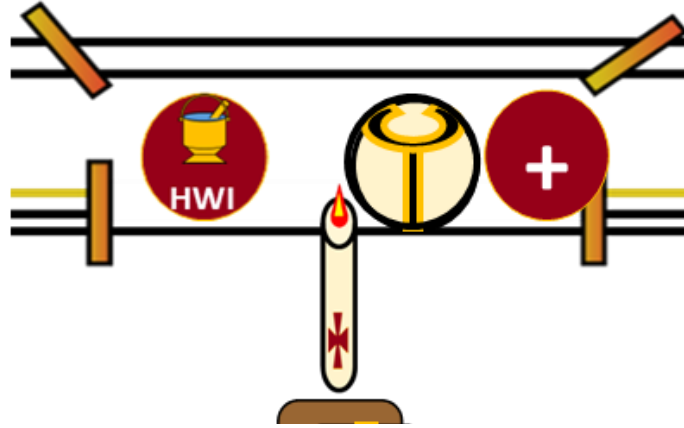
--The Celebrant will come to the center and genuflect to the altar.



Part 2: The Procession IN (*continued*)

--Turn and go with the Celebrant when he goes to the casket.

--**It's VERY IMPORTANT that you be in your CORRECT PLACES at the casket.**



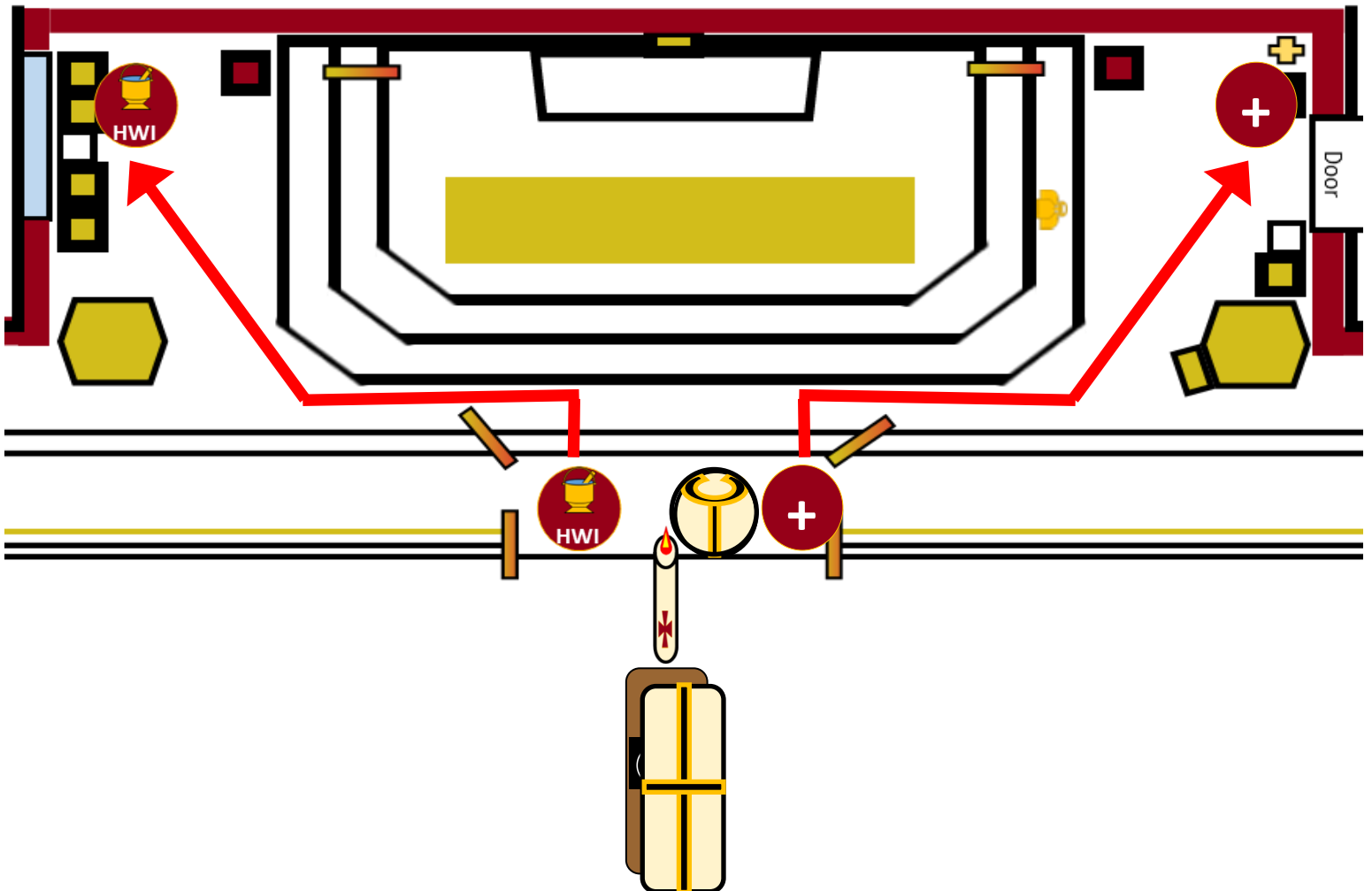
--The Celebrant begins the prayers and uses the **Holy Water**.

(The funeral director helps the family to place the Pall on the casket.)

--Turn to face the altar with the Celebrant. Then go to your seats in the usual way.

The Cross goes to the **stand** on the St. Joe side.

The Holy Water goes on the **table** on the BVM side.



Part 3: From the Liturgy of the Word to the Preparation of the Gifts

--Sit and stand for the Liturgy of the Word, as usual.

--As soon as the General Intercessions are finished,

Incense (HWI) places the **chalice** on the corner of the altar.

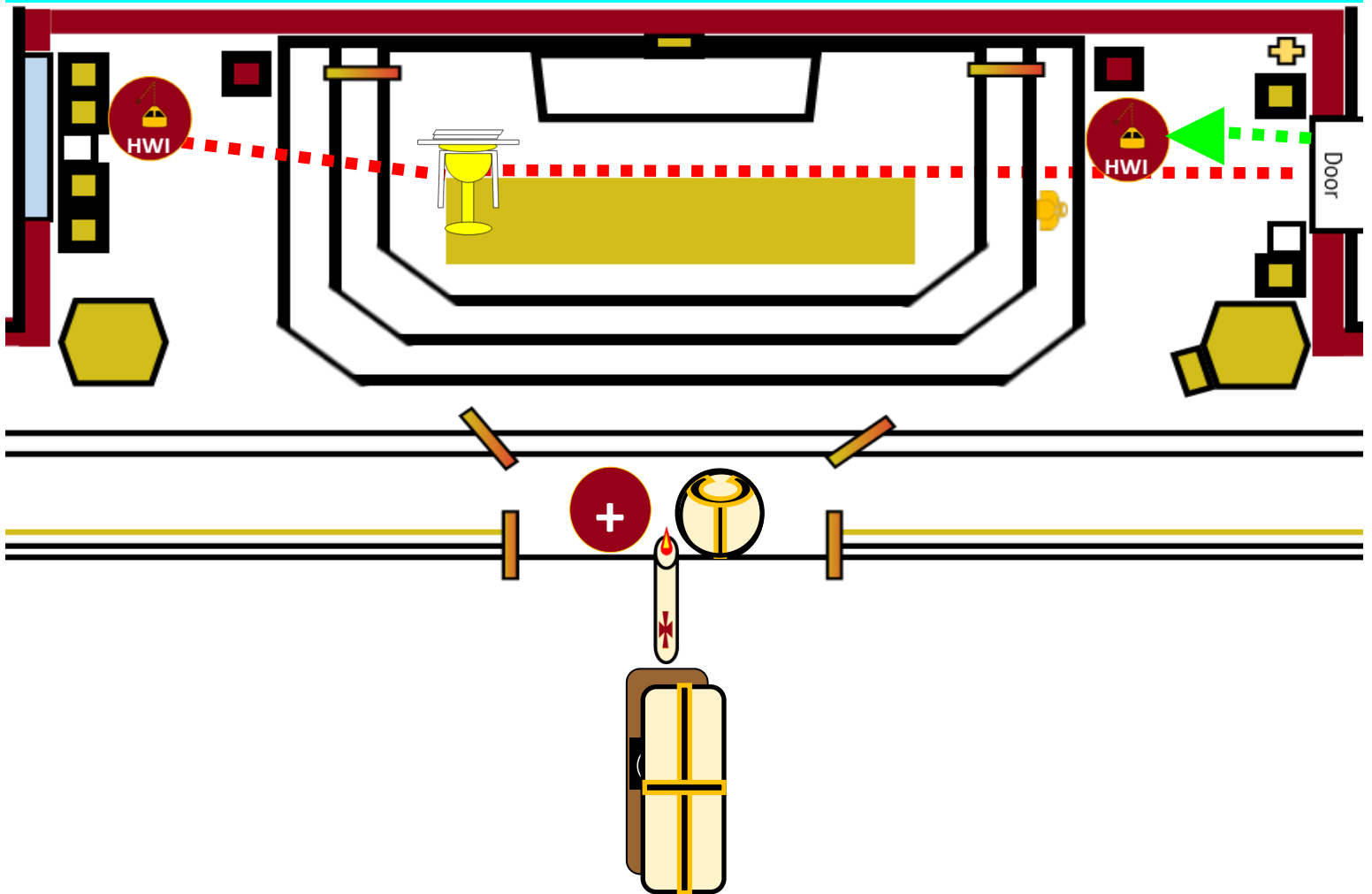
Incense (HWI) then goes ***DIRECTLY** to the sacristy to get ready with the incense.

Incense (HWI) checks: is the thurible **HOT** or does it need more charcoal?

Incense (HWI) then stands at the sacristy door.

***DIRECTLY...** If **Incense** (HWI) is an *expert*,

Incense may help receive the gifts *first* and *then* go get ready with the **Incense**.




--**Cross** places the **Book** on the altar (and the **bookstand**, for Fr. Welsh).

--When the Celebrant goes to receive the gifts, **Cross** goes with him to help.

--**Cross** puts any bread (ciborium or paten) on the altar.

When does Incense move up to stand in front of the angel?

When the priest is back at the altar, praying with the Bread.



--**Cross** then brings the **water** and **wine** to the priest. **Handles OUT**, toward the priest.

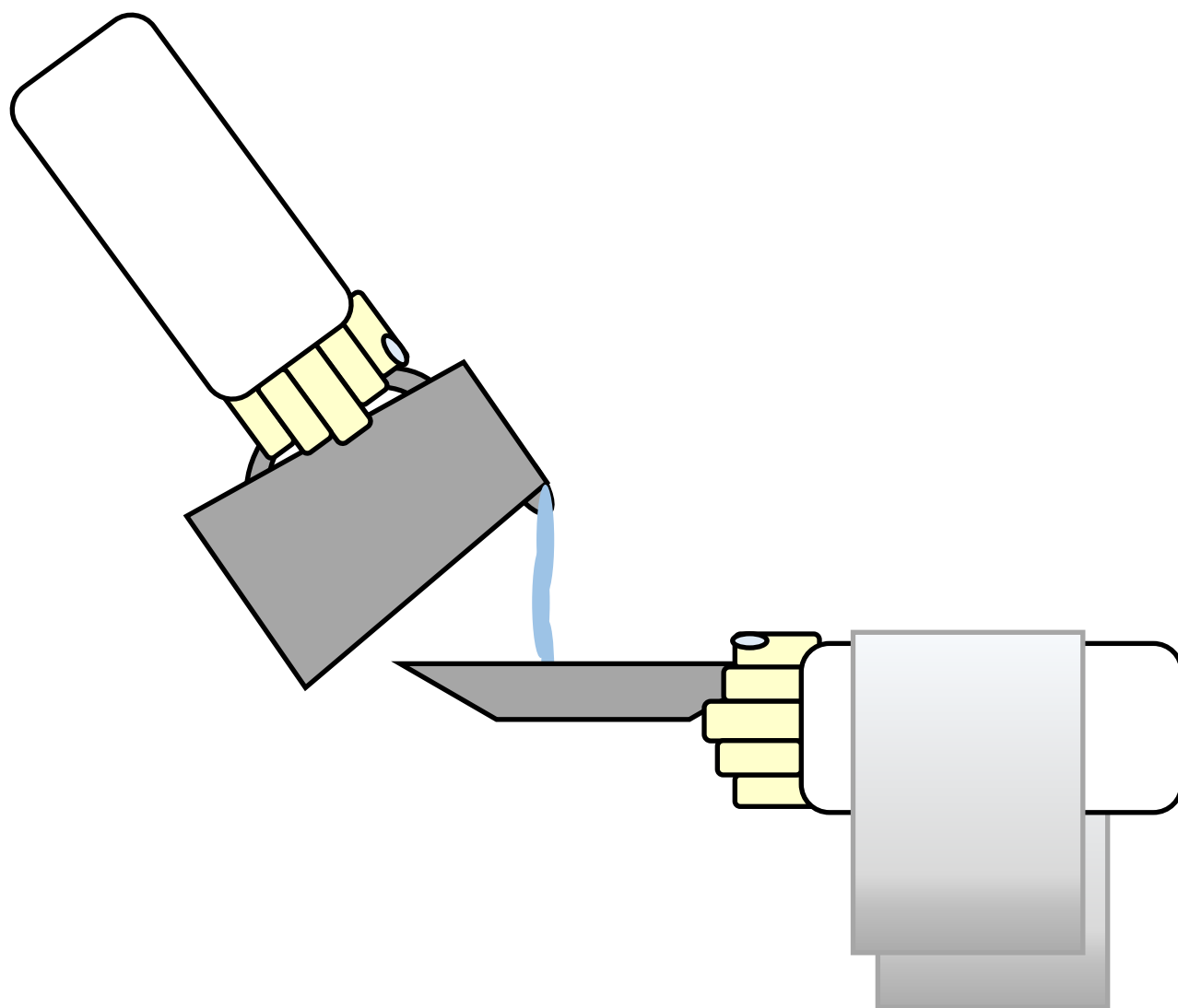
--The priest uses the **incense**.

Incense (HWI) then returns the incense to the sacristy and stays at the Bells.

Part 3: From the **Liturgy of the Word** to the **Preparation of the Gifts** (*continued*)

--After using the incense, the priest will **wash his hands**.

Cross holds the **bowl** in the left hand,
the **pitcher** in the right hand,
and the **hand towel** draped over the left forearm.



Part 4: The Liturgy of the Eucharist

--**Incense** (HWI) rings the bells (One-Three-Three).

--**During** Holy Communion,

Cross is thinking, "I'll be ready with the **water** when the priest needs it."

Incense (HWI) removes the **book** (and **bookstand**) from the altar.

Incense (HWI) then goes to the sacristy to get ready with the incense.

--**After** Holy Communion, the priest puts the Blessed Sacrament in the tabernacle.

--**Cross** provides the **water** when the priest purifies the chalice.

--**Cross** helps to clear the altar.

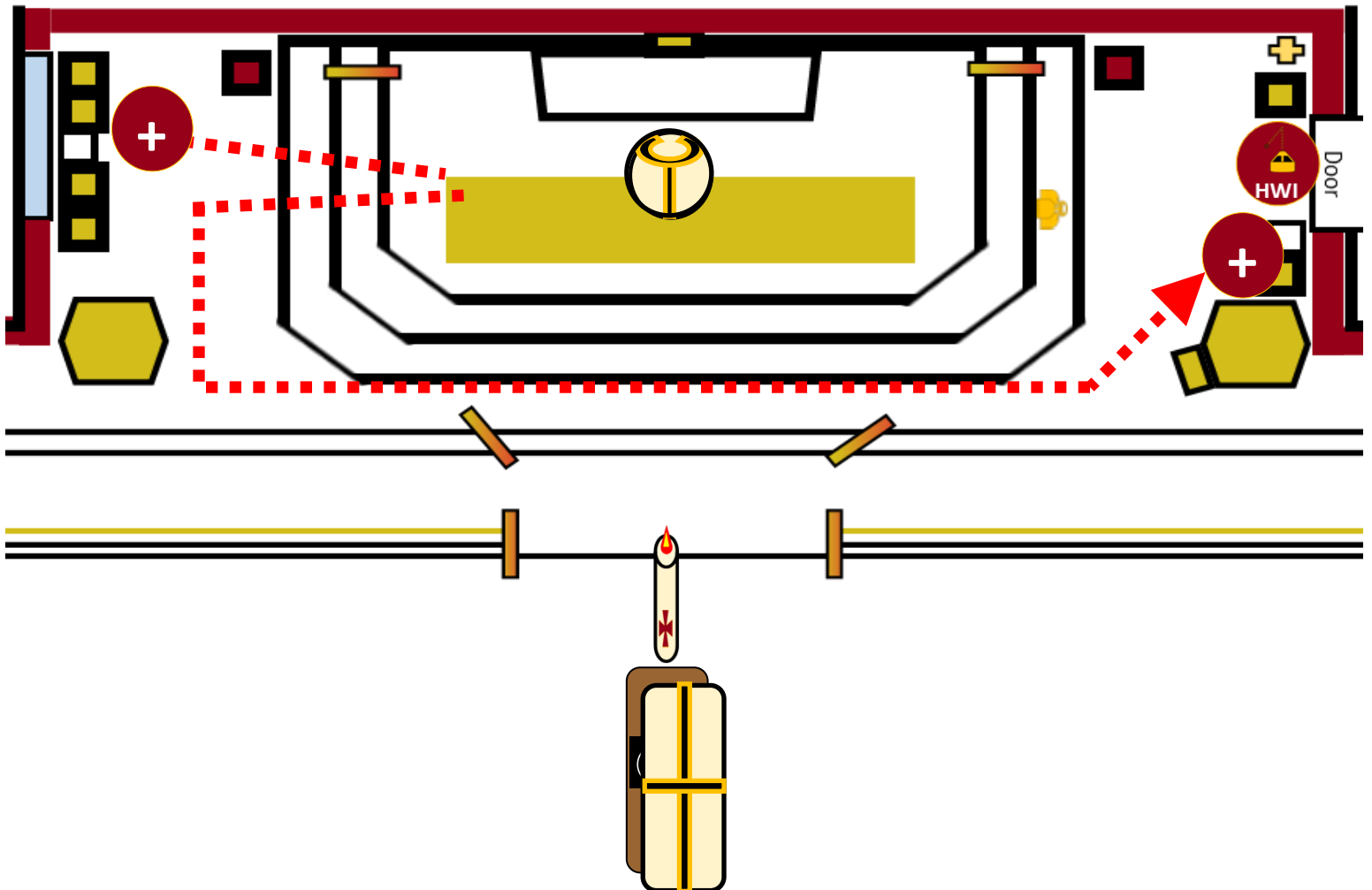
As always, give the chalice a slow, careful, solo ride.

One hand flat on top, the other hand gripping the stem.

--When the altar is cleared, **Cross** goes around the altar, stopping and bowing at the middle, to sit on the St. Joe side.

--**Incense** (HWI) is standing in the sacristy doorway, slightly swinging the incense.

NOTE: Cross and **Incense** (HWI) are now **both** on the St. Joe side.



Part 5: Final Commendation

--The priest prays the Prayer After Communion ("Let us pray...").

--When the priest goes to the casket,

Incense (HWI) goes with him and stands at the priest's **RIGHT** side.

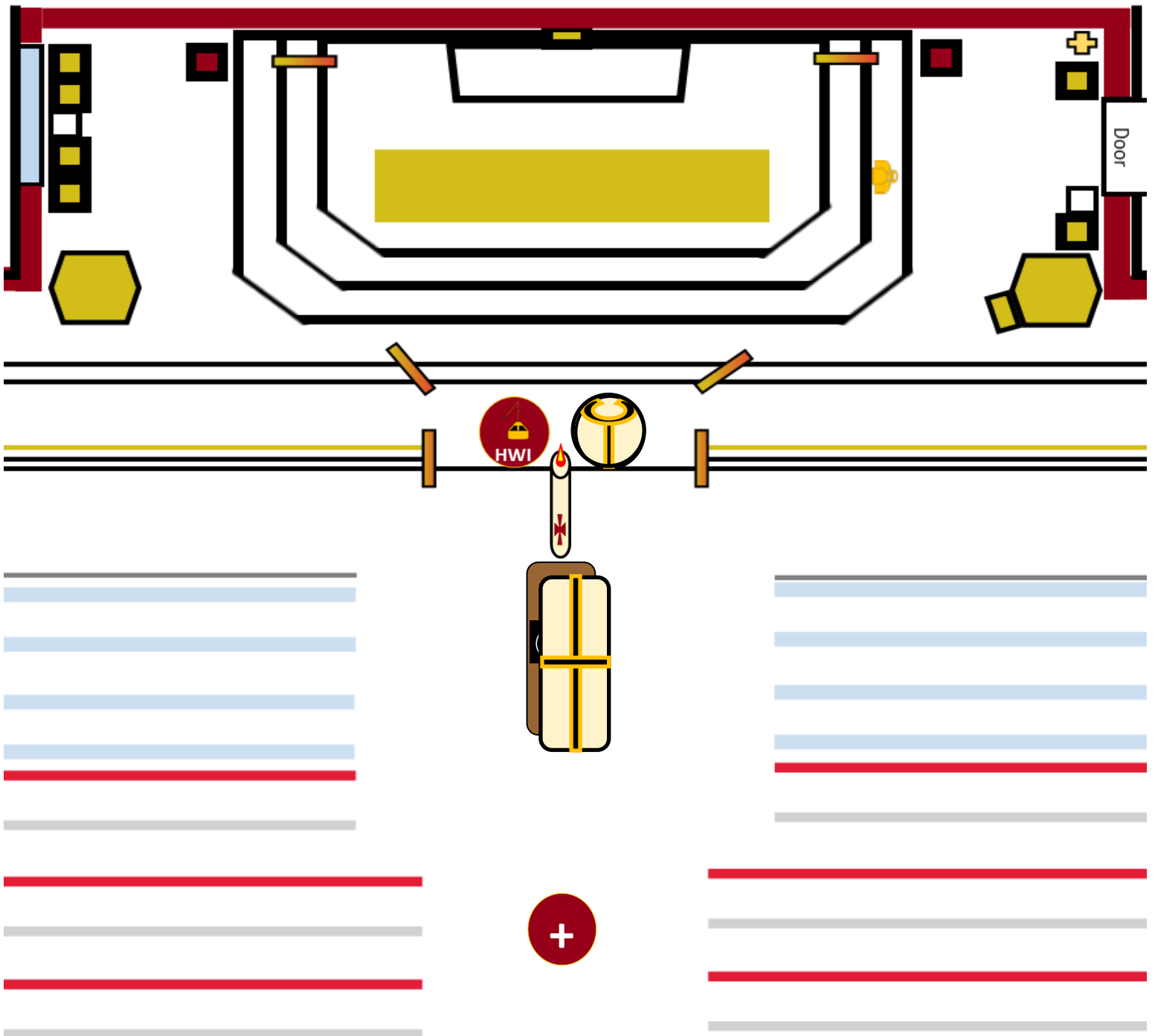
Cross goes to the center aisle, **past** the casket about six feet, and faces the altar.

--The priest addresses the people, then uses the **incense**.

This involves a handing back and forth of the **boat**, **thurible** and funeral **book**.

The "**boat**" is the round metal **incense container**.

The "**thurible**" is the **incense burner on a chain**.



Part 5: Final Commendation (*continued*)

--As soon as the priest finishes using the incense,

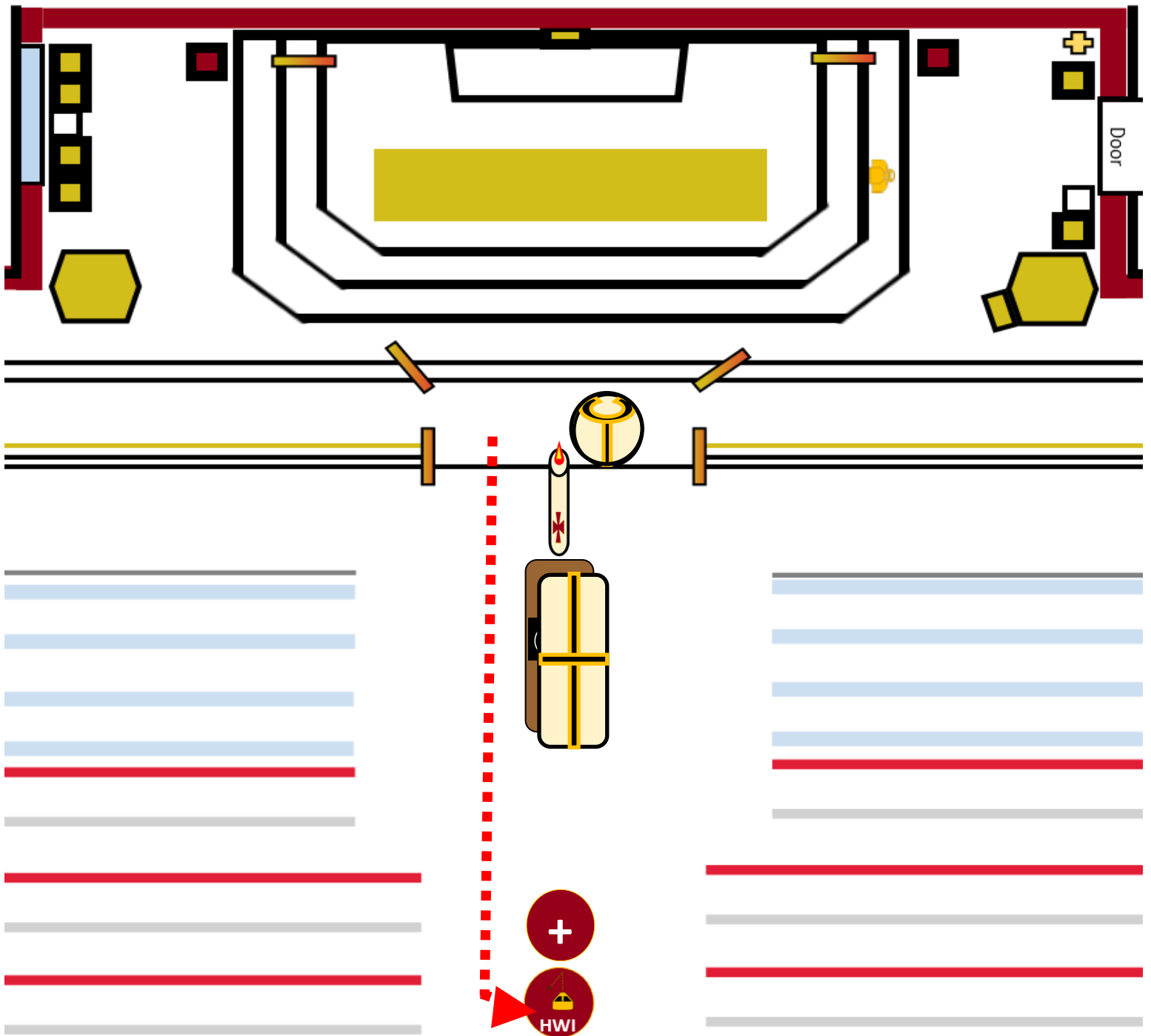
Incense (HWI) goes to the center aisle **past** the casket and **Cross**.

Now **Incense** (HWI) and **Cross** are **both** facing the altar.

--The priest prays the Final Commendation,

then goes to the center aisle and stands between **Cross** and the casket.

(The funeral director will probably assemble the pallbearers at the casket.)



Part 6: Procession OUT

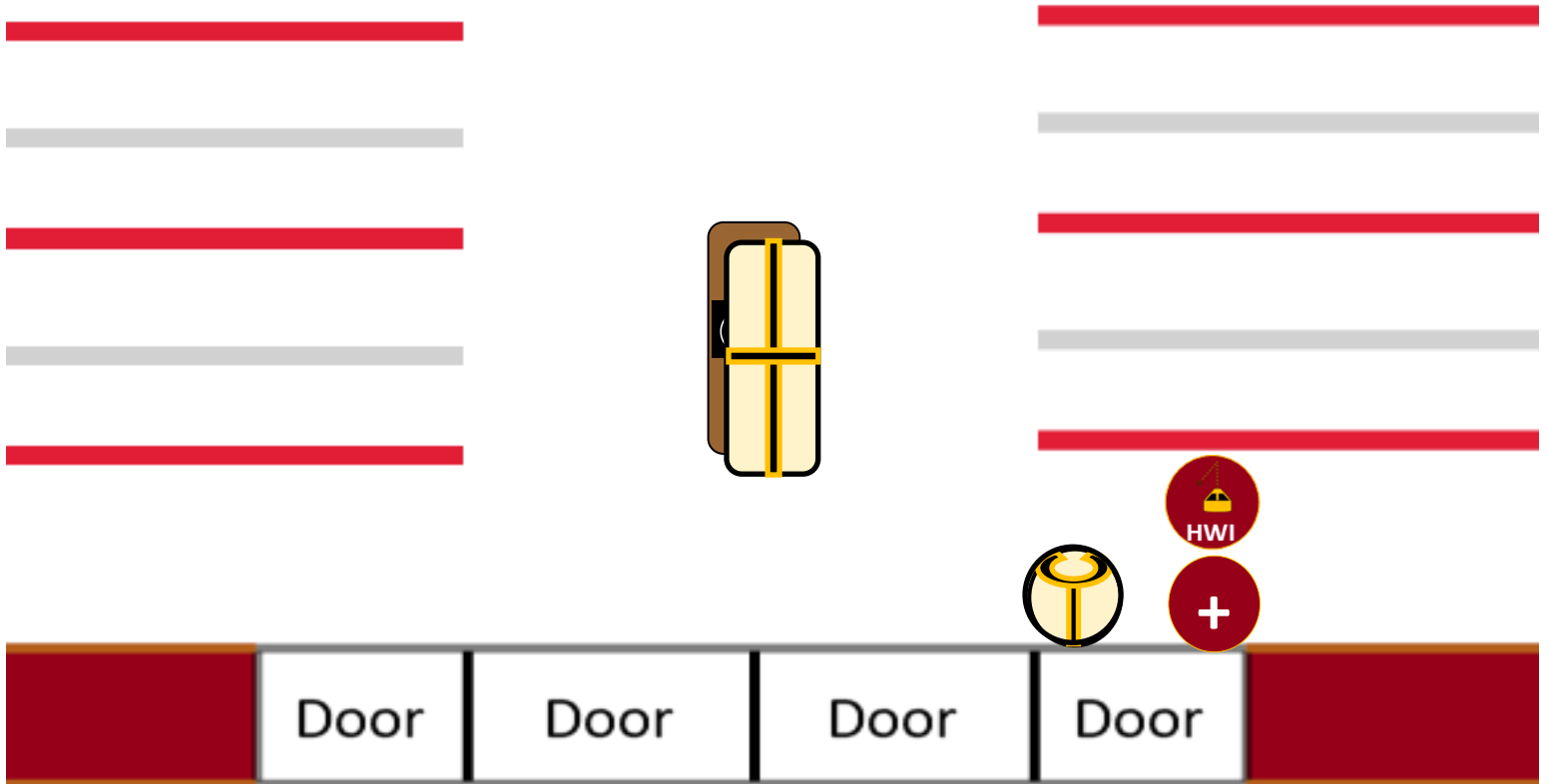
--**Incense** (HWI), then **Cross**, then the priest lead the Procession OUT.

--In the back of church, **Incense** (HWI) and **Cross** stop a few steps into the back aisle.

--The priest might want to give you specific instructions for cleaning up afterwards.

Cross can bring the folded pall back to the sacristy.

Ask the sacristan what more you can do to help.



Hang up your alb.

Bring in the Chalice, Cruets, Book, etc.

ASK the Sacristan what more you can do to help.

Thanks for serving!