

1st Practice: (A1 & A2 only)

Mon?

2nd Practice:

Thr?

3rd Practice:

Mon?

The Celebration of Confirmation

Bishop Cooke

St. Matthew Parish, Mayfair

Thursday, April 11, 2024 at 4:00 pm (3:20 report time)

Ceremonial Notes

Part 1: Report and Vest; get Briefed and get Moved to the rectory

--Report to the Sacristy and vest at **3:20 SHARP**. Put on the **RED capey things**!

--**Acolyte1** and **Acolyte2** report to **Lower Church**. Your candles are THERE waiting for you.

--Wait **QUIETLY** in the **Cry Room**. The **Master of Ceremonies (MC)** will come and brief you here.

Incense, do you know the **FOUR (4)** times we use incense? (In, Gospel, Prep/Gifts, Out)

Book, do you know the **FOUR (4)** times you hold the book? (Begin, Rite/Conf, Intercess, Close)

--After the **MC** has briefed you, I (Fr. McCabe) will lead us to over to the **rectory**.

Incense brings the thurible and the boat (incense). I will light it outside the rectory.

Cross brings the cross. **NOTE**: from the Procession **IN** until the Procession **OUT**, the Cross will be **in its stand in the sacristy**.

Acolyte1 and **Acolyte2** are not with us...they are in the Lower Church!

--The **Master of Ceremonies** will provide some of the things to be carried in procession:

A **ritual book** for **Book**. Sacred Chrism for the **Chrism Bearer**.

The **Miter** and **Crozier Bearers** wear a special **white capey thing** (over your **red capey things**).

Lining up in the Rectory Hallway

Book Bearer

AWang

Miter and **Crozier Bearers**

NBeid, PLuz

Deacon Chaplains

Bishop

Bsp. Cooke

Concelebrants

Deacon w/Bk of Gospels

EDur

Sacred Chrism Bearer

[@LC] **Acolyte1**

BMcd

[@LC] **Acolyte2**

DHell

Cross

DCro


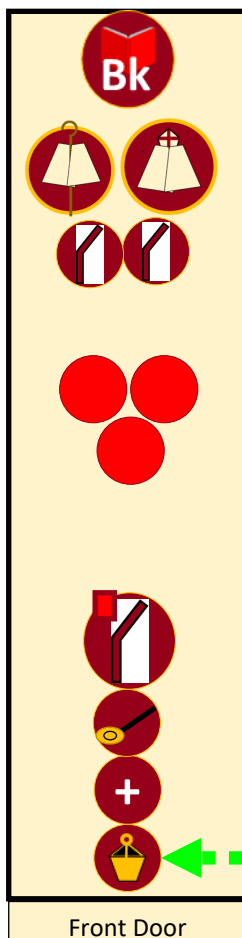
Incense

IDiP

Alternate

SNair

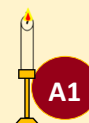
(If someone goes down sick or something, Siani subs in.)



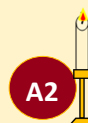
--**Incense** starts at the end of the line.

--The Bishop will put incense in the thurible.

--The **Incense** will then move up to the head of the line, at the rectory front door.




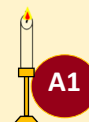
A1



A2

@LOWER CHURCH

A1 & A2 lead the Confirmandi from LC.
A teacher cues **A1 & A2** when to lead them into church.



Part 2: the Liturgical Procession IN

Incense

Acolyte1, Cross, Acolyte2 walk side by side by side.

Sacred Chrism Bearer

Deacon w/Bk of Gospels

Concelebrants


Bishop Cooke

Deacon Chaplains

Miter and Crozier Bearers

Book Bearer

- If your hands are EMPTY, **genuflect quickly** and go stand at your chair.
 - If you are carrying something, give the Lord **a little head bow** WITHOUT STOPPING.
 - Concelebrants split left and right to venerate the altar.
 - Incense** stands in front of the St. Joseph side angel.
 - Acolyte1** and **Acolyte2** leave the processional candles lit on the floor by the table.
 - Miter** and **Crozier Bearers** stop in front of the altar.
- When you have the miter and crozier, **go stand at your seats.**
- After the Bishop has incensed the altar, **Incense** takes the incense to the sacristy.
 - MC** cues **Book** to go to the Presider's Chair.



A1

Acolyte1

A1

A2

Acolyte2

A2

Chrism Bearer

Chrism

Sanctuary Seating

Confirmation

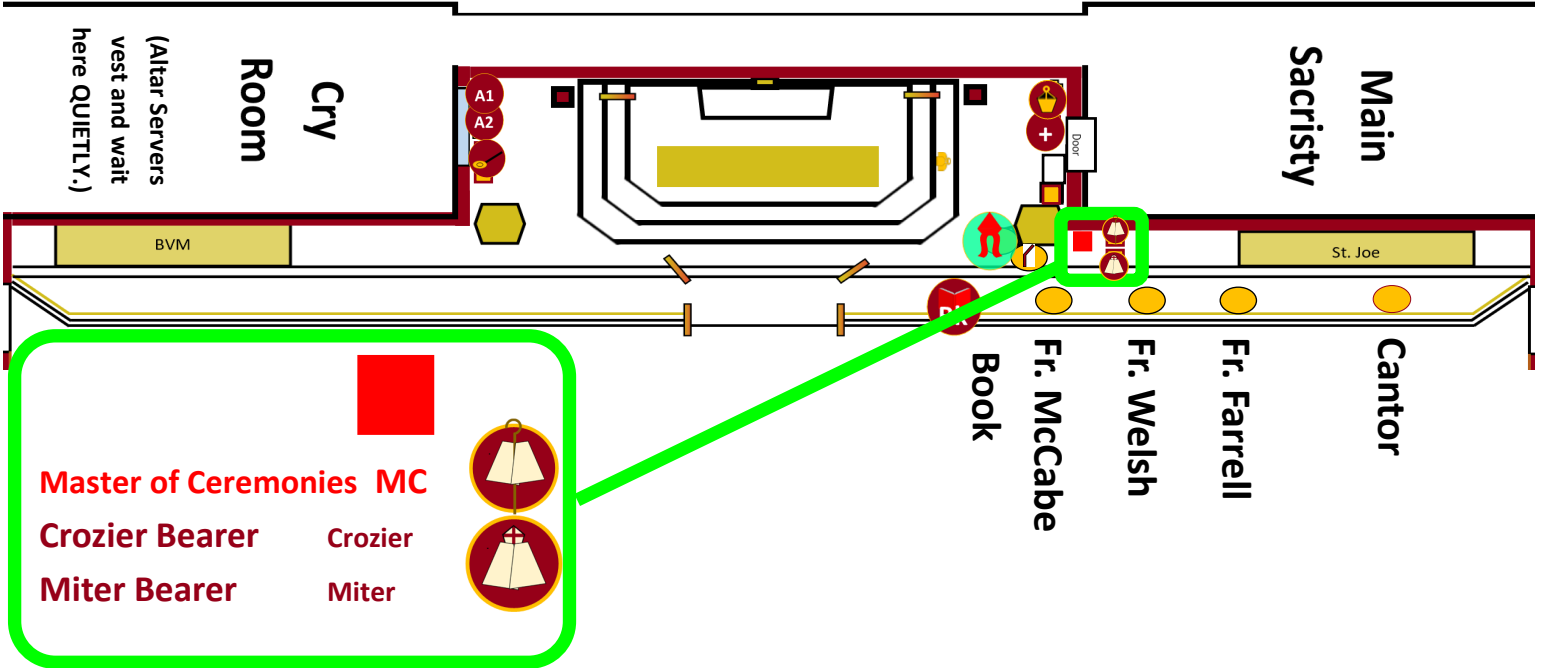
April 11, 2024

Incense

Incense

Cross

Cross



Part 3: the Liturgy of the Word **WITH INCENSE AND CANDLES AT THE GOSPEL:**

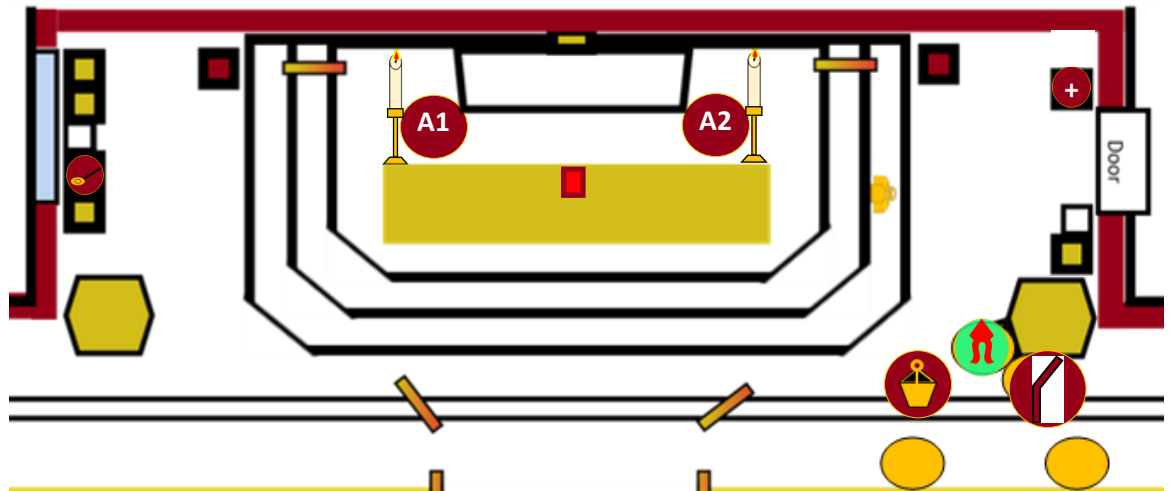
--Everyone, INCLUDING **Miter** and **Crozier**, sits at the usual times during the Liturgy of the Word.

--At the **Responsorial Psalm**, **Incense** goes to the sacristy to get ready with Incense.

--After the **2nd Reading**, when the Reader bows to return to his/her seat,
Incense brings the incense to the Presider, who imposes incense,
and **Acolyte1** and **Acolyte2** go to the **corners** of the carpet at the tabernacle.

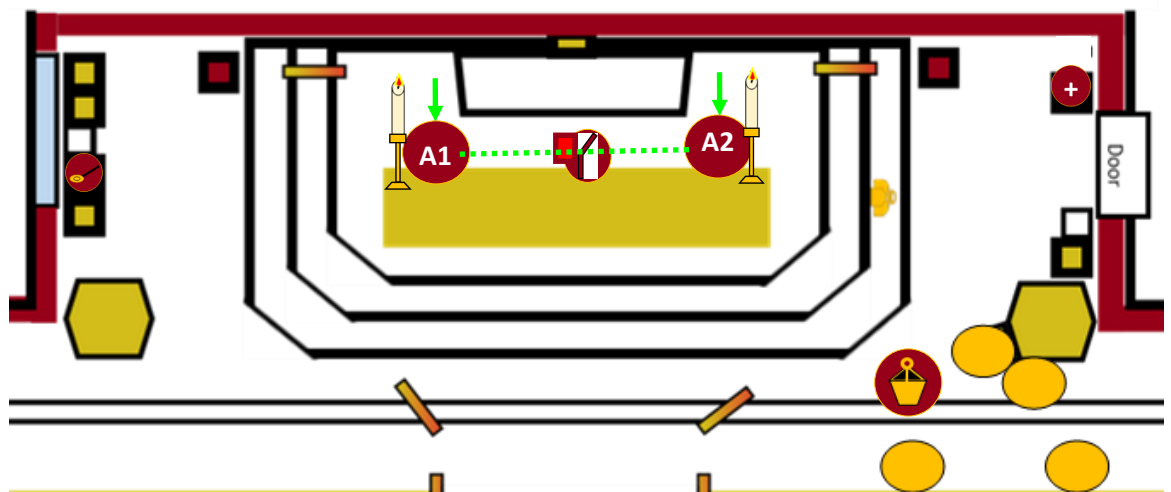
Incense goes to the chair when the reader bows to return to his/her seat.

A1 & A2 go to the carpet when Incense goes to the chair.



--Presider adds incense (sitting),
then **Incense** steps back to let the Deacon get the blessing from the Presider.

--The Deacon goes up to the altar. **A1** and **A2** step up, so that the Deacon is **between** them.



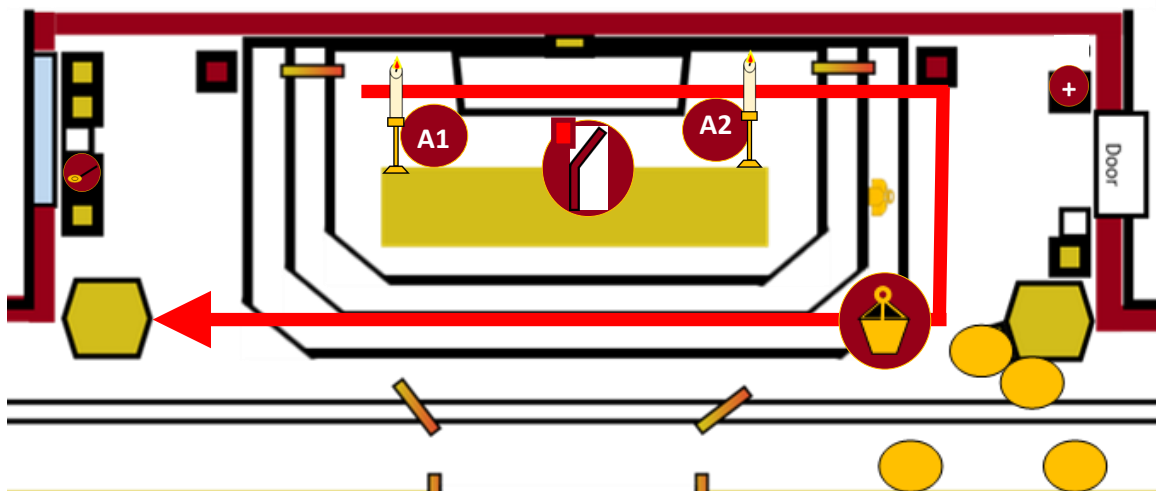
(continued...) **Part 3: the Liturgy of the Word WITH INCENSE AND CANDLES AT THE GOSPEL:**

--**A1** and **A2 left-face**, go down the steps, **right-face** and pick up **Incense** as a leader.

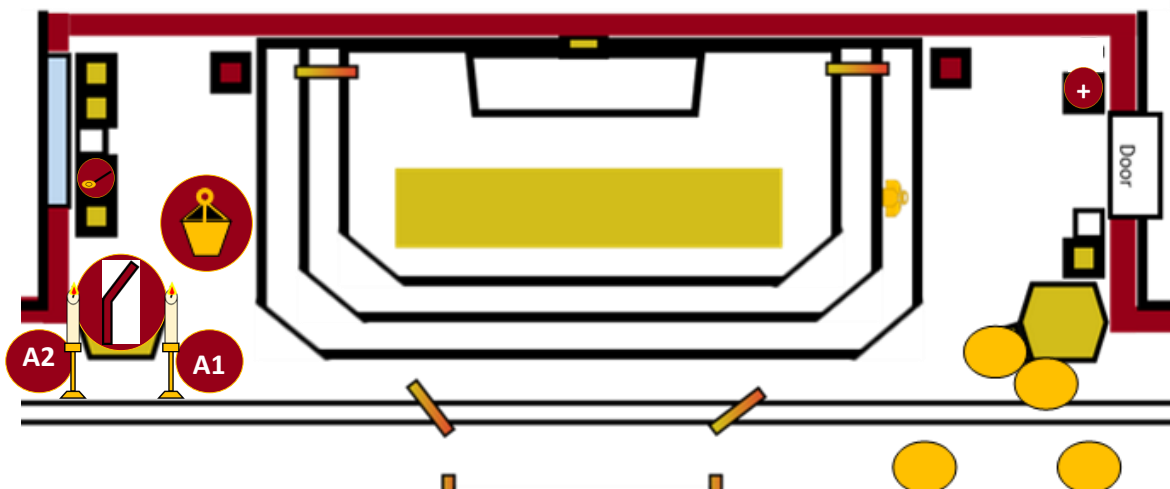
--**Incense** leads the Deacon with the Book of the Gospels to the ambo.

DON'T STOP AND BOW TO THE ALTAR!

**Procession
at the Gospel
STARTS like this...**



**Procession
at the Gospel
ENDS like this...**



--The Deacon uses the incense.

--**After the Gospel** has been proclaimed:

The Deacon brings the Book of the Gospels to the Presider.

Incense brings the incense to the sacristy. **This time, DO stop and bow to the altar.**

After putting the incense in the sacristy, **Incense** sits down.

Acolyte1 and **Acolyte2** return their candles to the side table and sit down.

--The Candidates remain standing after the Gospel.

--Fr. Welsh **presents the Candidates** to the Presider.

--The Presider preaches the **homily**.

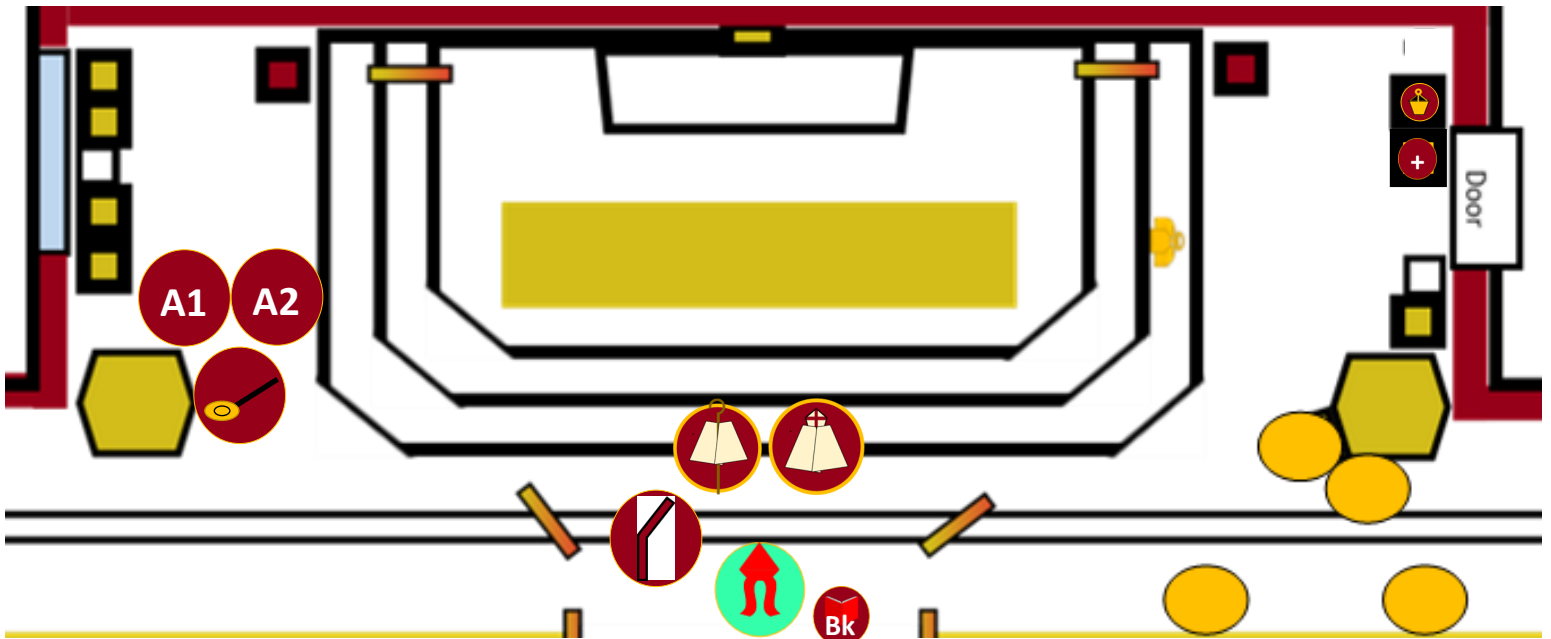
Part 4: the Rite of Confirmation

- Chrism Bearer** unscrews the lid of the **Chrism** and puts the lid on the side table.
- Be ready to move when the **MC** signals: **Chrism Bearer**, **Book**, **Miter** and **Crozier Bearers**.

Bishop's MC will signal the **Anointing team** when it's time to come to the center.

Follow the **MC's** directions. Stand wherever he places you.

- Once the Bishop has the Chrism, **Chrism Bearer** teams up with **Acolyte1** and **Acolyte2**.
- MC** directs **Miter** and **Crozier Bearers**.
- MC** directs **Book** for the renewal of baptismal promises, the laying on of hands, the prayer and the **Anointing**.
- Deacon** takes the name cards from the **Bishop or MC**.
(After the Confirmations, put the paper name cards on the side table.)
- Acolyte1** takes the plastic wrap off the **lemon**.



- When the Confirmations are done and the Bishop turns back to wash his hands:
 - Chrism Bearer** takes the Chrism from the **MC**, puts the lid on at the side table and goes to his seat.
 - Acolyte1** brings **lemon** and **Acolyte2** brings **water** and a **hand towel** (*1st Hand Washing*).
- When the Archbishop gets to his chair, **MC** cues **Book** with the **MC's special folder** for the **Intercessions**. (We do not say the **NICENE CREED**.)
The Bishop starts the Intercessions and the **Deacon** reads them at the ambo.

Part 5: the Liturgy of the Eucharist

- During the **Intercessions**, **Incense** goes to the sacristy and gets ready with the incense.
- When the Deacon begins to set up the altar,
 - Cross** brings the Book and bookstand to the altar, as usual.
 - Acolyte1** or **Acolyte2** brings the chalice to the altar, as usual.
- When the Bishop moves to receive the FOUR (4) Gifts,
 - Acolyte1** and **Acolyte2** go with him to help him. Ciboria (bread) go to the altar.
- Acolyte1** and **Acolyte2** serve as usual: **water and wine**, then step back, get ready to **wash hands** and **WAIT**.
- At the same time that “**water and wine**” is happening,
 - Incense** comes out of the sacristy and stands in front of the St. Joseph side angel.
- The Bishop incenses the gifts and the altar.
- The Bishop or the Deacon returns the incense to **Incense**.
- Incense** returns the incense to the sacristy.
- Acolyte1** and **Acolyte2** bring pitcher/bowl and hand towel to **wash hands** (*2nd Hand Washing*).
- Cross** rings the bells (One-Three-Three) as usual.
- During the **Communion Rite**,
 - Incense** goes to the sacristy and gets ready with the incense,
 - Acolyte1** and **Acolyte2** get ready to wash the Bishop’s hands (*3rd Hand Washing*).
 - When the Bishop finishes distributing Holy Communion, he washes his hands.
- While the Eucharist is being consolidated (put into fewer ciboria on the altar),
 - Acolyte1** or **Acolyte2** or **Chrism Bearer** is READY with the water (for purifying the chalice), and helps the Deacon to clear the altar as usual.
- MC** cues **Book** to go to the Presider’s Chair for the **Prayer after Communion**. **STAND**
- When the Bishop finishes the prayer, **EVERYONE SITS DOWN AGAIN**. **SIT**
- A **student** reads a “thank you” speech. Another **student** presents a spiritual bouquet. **STUDENT**
- Fr. Welsh speaks. **Fr. Welsh**
- MC** cues **Book** with the **ritual book**. We stand for the **Blessing and Dismissal**. **STAND**

Part 6: the Procession out

--Most servers will **carry out** whatever they carried in: incense, cross, candles, Chrism, book...

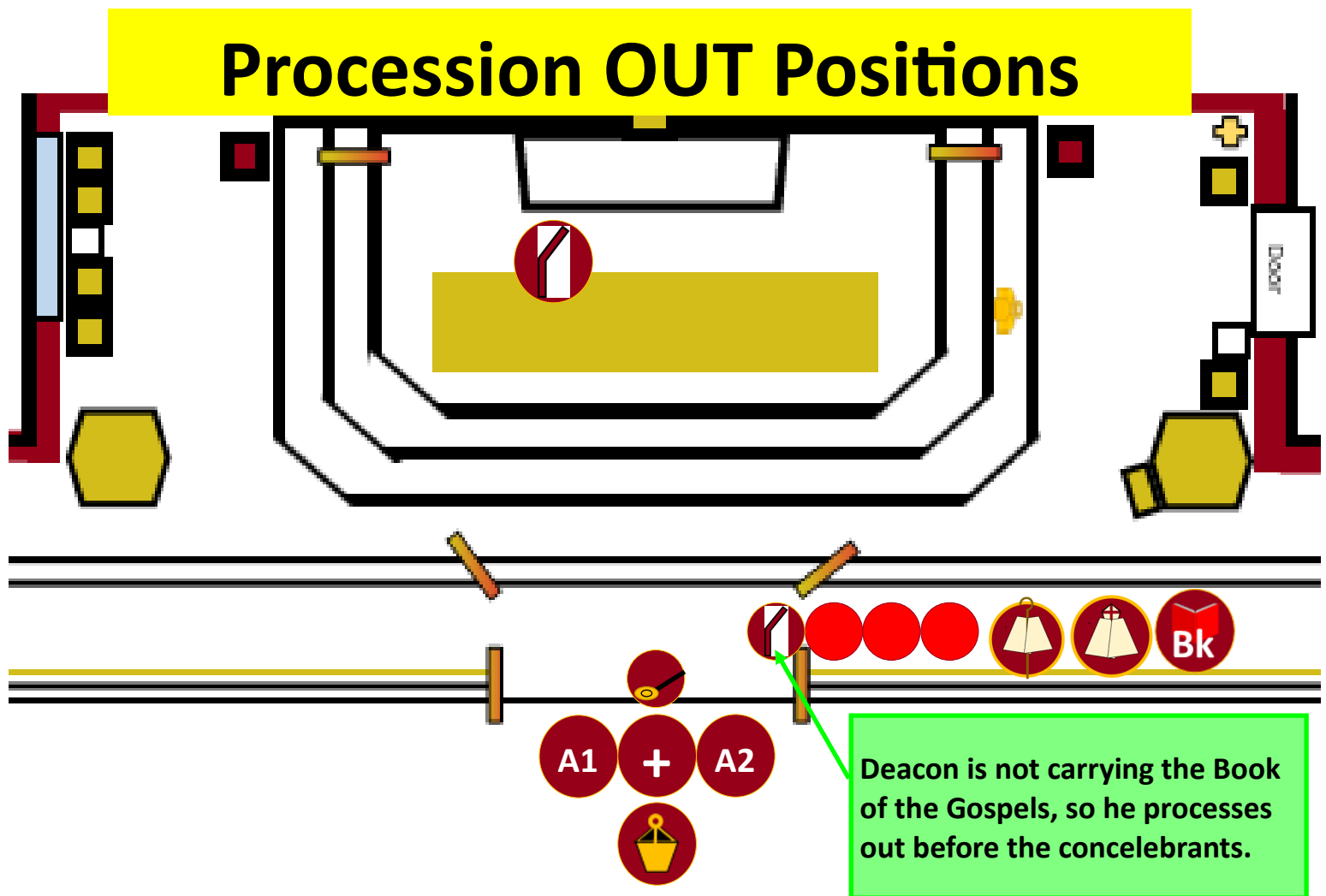
Miter Bearer and **Crozier Bearer** also carry out what they carried in: **NOTHING**.

--We go to our **PROCESSION OUT positions** when the Bishop goes up to kiss the altar.

Incense, Acolyte1, Cross, Acolyte2 use the **DIAMONDS** on the **FLOOR**.

Sacred Chrism Bearer

Miter Bearer and **Crozier Bearer**, then lastly **Book**.



--When the Bishop genuflects, we all genuflect (if our hands are empty) or do a little head bow.

Incense, Acolyte1/Cross/Acolyte2

Chrism Bearer, Deacon, Concelebrants, Bishop, Deacon Chaplains,

Miter and **Crozier Bearer**, then lastly **Book** (holding nothing) process out.

--The Confirmati follow behind us.

--The Confirmati and the Archbishop **pose on the FRONT STEPS** for a group photo.

Come back after Mass to help clean up!
Thank You for Serving !